

RAIN DRAIN

The Rain Drain is a versatile product that is especially designed for surface water drainage while blending in with the natural beauty of your landscape.


The multi-purpose features of the Rain Drain make it perfect for downspout run-off, driveways, sidewalks, patios, lawns, gardens, and much more. Rain Drain works exceptionally well with concrete pavers, brick or patio stones.

The Rain Drain is the practical and affordable solution to your surface water needs and will provide you with many, many years of dependable service.

FEATURES

- Versatile—Perfect for a variety of drainage needs such as downspouts, driveways, sidewalks, patios, lawns, gardens and more.
- Heavy Duty—Drainage box is constructed of rugged precast concrete for maximum strength and long life.
- Light Weight—Rain Drain weighs only 44 pounds and is easy to handle.
- Durable—Cover grate is constructed of a specially formulated polypropylene for high strength and UV resistance. The unique reinforced design accepts light vehicular loads.
- Simple Installation—Rain Drain comes with patented Polylok pipe seals cast into the box for quick connection of pipe(s) as needed. Unlike plastic boxes or channel drains, the Rain Drain does not require concrete or mortaring in place and will not float away.
- Flexible—Cast in Polylok pipe seals accommodate all 2", 3", 4" pipe and 4" corrugated pipe.
- Attractive—The design allows surface grade installation blending perfectly with the surrounding landscape.
- Low Maintenance—Cover grate is easily removed for periodic cleanout.

RAIN DRAIN



A versatile product for surface water drainage.

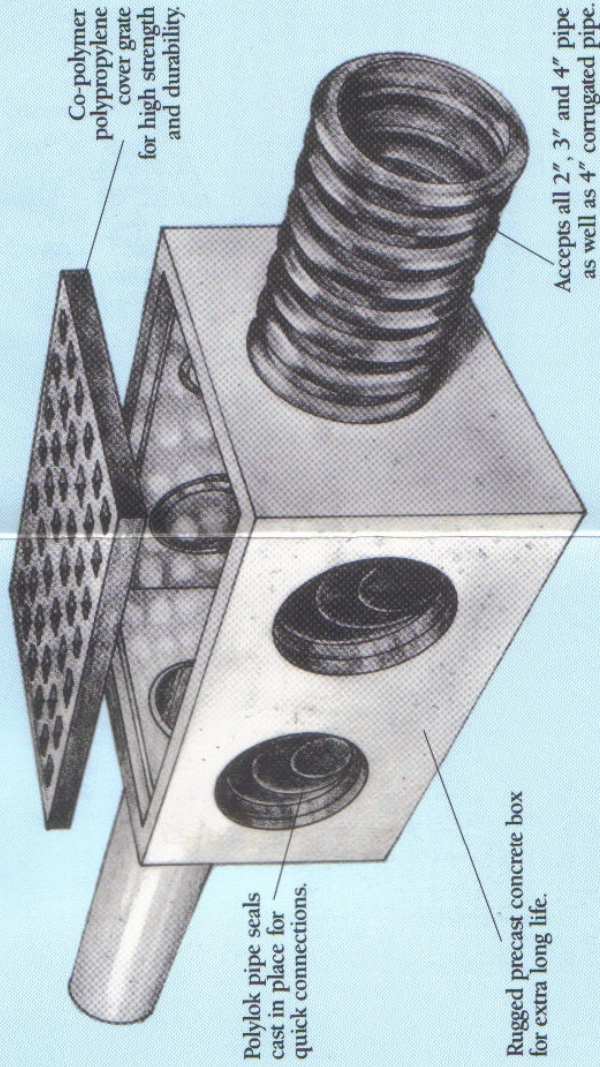
Available at:

NORWALK TANK COMPANY
2121 MAPLE ROAD
JOLIET, IL 60432
815-726-3351 FAX-815-726-2945



POLYLOK[™]
Inc.
173 Church Street, Yalesville, CT 06492
(203) 269-3119 Fax (203) 265-4941
800-234-3119






Co-polymer polypropylene cover grate for high strength and durability.

Polylok pipe seals cast in place for quick connections.

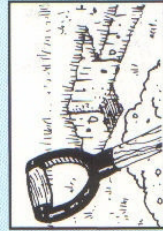
Rugged precast concrete box for extra long life.

Accepts all 2", 3" and 4" pipe as well as 4" corrugated pipe.

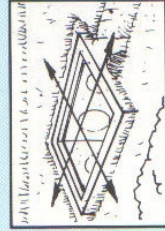
INSTALLATION



1. Select proper location for Rain Drain.




2. Dig small hole for box and trench for pipe run-off.




3. Install and level box. No concrete or mortaring in place required.



4. Easily punch out seal to correct pipe diameter with screwdriver and slide pipe into seal.*



5. Test to insure the unit drains properly.



6. Backfill as needed.

*Pipe should pitch away to desired distance.